

NEWTONUS PUMP

**VERTICAL IN-LINE MULTI STAGE PUMP
VF model (Stainless Steel)**



We are professional engineers for energy saving pump & piping

Application :

- Commercial Building (Transfer, booster, jokey pump)
- Industrial, power plant (Transfer, booster, circulation,jokey pump)
- Water Treatment (Transfer, booster)
- Chiller/Air Conditioning, boiler/heating (Circulation, transfer)
- Agriculture, farming, golf course (Irrigation, sprinkling, circulation)
- Mining (Transfer, booster, sprinkling)
- Sea water desalination (Transfer, booster)
- Washing/Car washing (Sprayer)

Specification :

- Max. flow 200 M3/hour
- Max. head 250 meter
- Liquid temperatur -15 deg.C to 120 deg.C
- Max. working pressure 16Bar
- Min. Inlet/outlet dia. DN25 & max. inlet/outlet dia. DN150
- Liquid pH 6 - 8, clean liquid non grain/fiber

Electric motor :

- 3Ph/380V-415V/50Hz/2P
- 1Ph/220V-240V/50Hz/2P
- Insulation class F, protection clas IP55
- Maximum power : 110 kW

Features :

- The pump is using cartridge seal, so easy to replace if damage.
- Low vibration and low noise even though the pump is high rotation.
- Very easy to install at the piping and saving of space.

Engineering & pricing solution :

The Energy Saving and Long Life Time of pump is our focus. The pump energy saving are not only determined by pump efficiency but also dipending by pipe diameter, controller and etc, therefore we ready to help to give consultation or trainning (free of charge) of piping engineering before purchase the pumps, for as below :

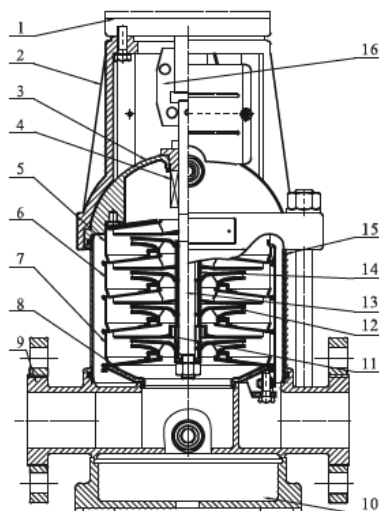
- Calculation to determine the pump flow & total head, pipe diameter & material (inlet/ outlet pipe)
- To avoid cavitation, the suction pipe (negative/positive suction) should be calculated max. suction lift (Hs).
- Selection of pump controller according to the application system
- Selection of pump type according to flow, total head, material and electrical power
- Selection of cheaper price with similar or better of pump quality & application/ function.



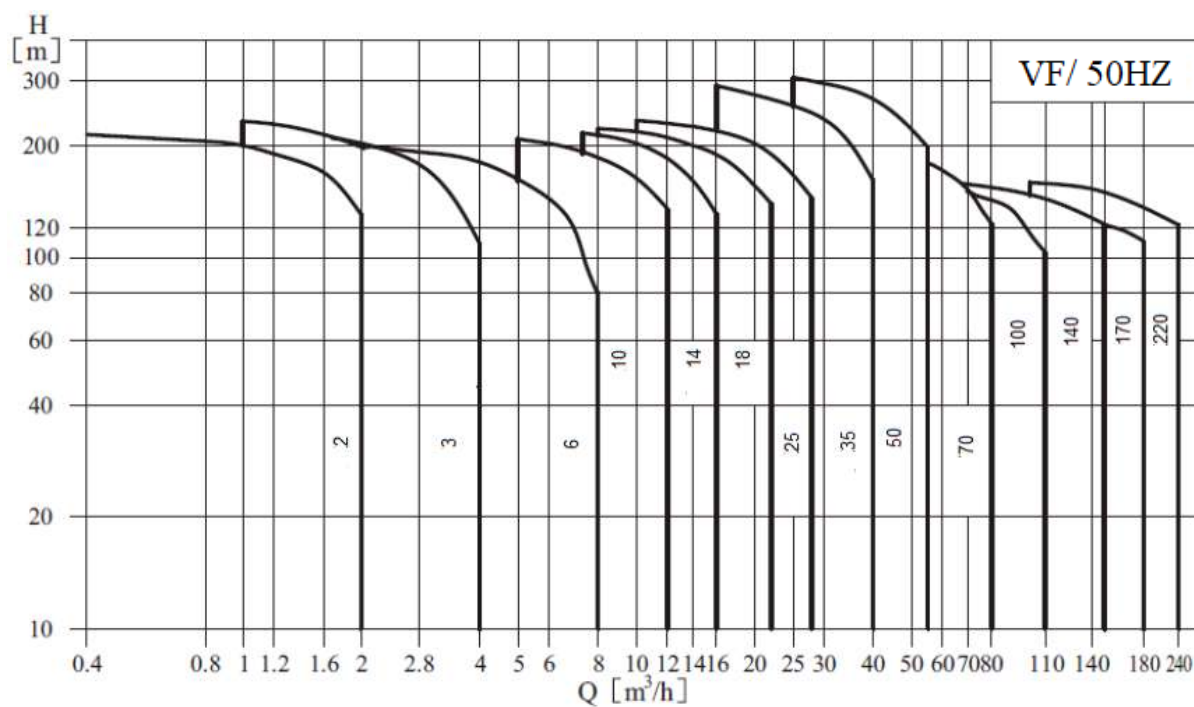
Vertical Inline multistage
VF model (SS 304)

Component & Material :

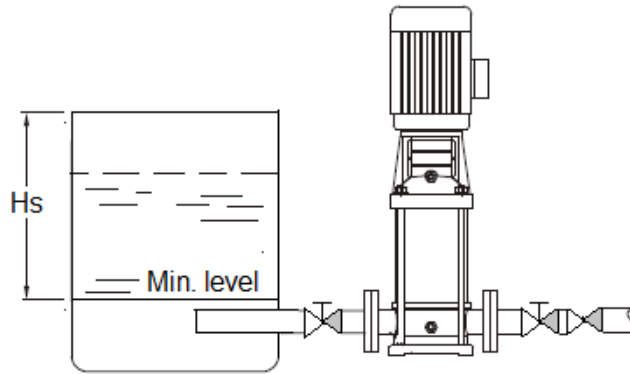
NO.	Name	Material
1	Motor	
2	Pump head	Cast iron
3	Seal base	Stainless steel
4	Mechanical seal	
5	Top diffuser	Stainless steel
6	Diffuser	Stainless steel
7	Support diffuser	Stainless steel
8	Inducer	Stainless steel
9	Inlet and outlet chamber	Stainless steel Cast iron
10	Base plate	Cast iron
11	Bearing	Tungsten carbide
12	Impeller	Stainless steel
13	Shaft	Stainless steel
14	Impeller sleeve	Stainless steel
15	Cylinder	Stainless steel
16	Coupling	Carbon steel



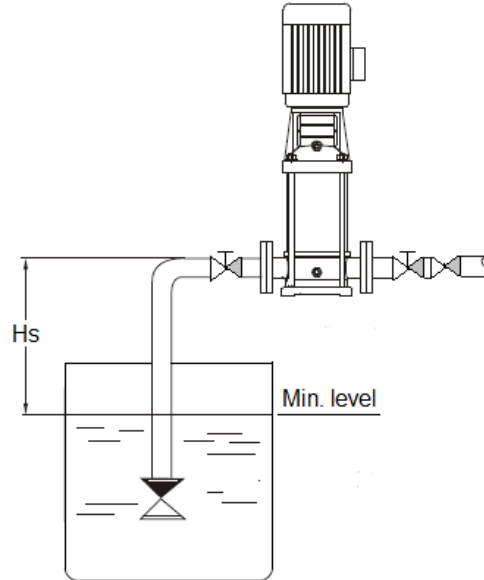
Performance curve :



Suction piping installation:



Positif suction, is recommended installation

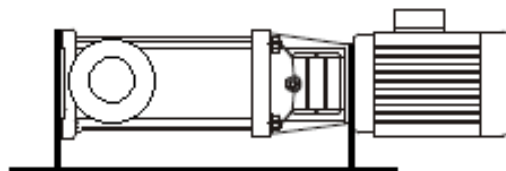


Negatif suction. $P > 2.2\text{KW}$, H_s (Max suction lift) should be calculated to avoid cavitation.
Recommended installation of pump $< 2.2\text{kW}$,
 $H_s = 1\text{ mtr} - 4\text{ mtr}$

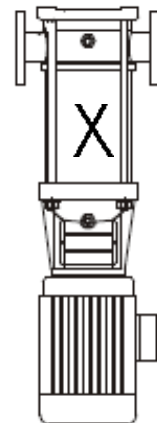
Pump installation :



Vertical installation



Horizontal installation



Wrong installation,
Not recommended

PT. NEWTONUS POMPA INDONESIA

Office : Alamanda Tower, Lt.2, Kav.23-24, Jln. TB. Simatupang, South Jakarta
Tlp.No. : 021-2276 0303, 0812 1349 9321, 0877 7067 8615
Email : info@newtonuspump.com/ engineering.newtonus@gmail.com
Workshop : Jln. ME. Wira, No.88, Parung - Bogor Jawa Barat
Website : www.newtonuspump.com
Youtube (Video training pompa) : Newtonus Pump

Dealer :

Jakarta : PT. Nusantara Teknik (www.nusantarapompa.com)
Banjarmasin/ South Kalimantan : CV. Sinar Mega Bintang